






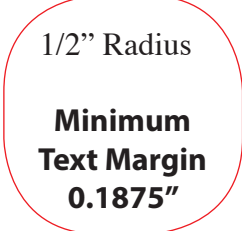
This document shows an **estimated** text margin for some of the more popular finishing types including standard **3-hole punch**, **round corner**, and **drill hole** finishing. If your project requires finishing that could impact printed text or other content other than what is covered here, a mock-up or sample may be needed to ensure proper content positioning during file processing and proofing.

## 3-Hole Punch

	
<b>1/4" 3-Hole Punch</b> Text Margin: 0.625"	<b>5/16" 3-Hole Punch</b> Text Margin: 0.75"







The margins indicated provide a pleasing centered appearance between trim, punch, and text margin.

## Round Cornering

			
1/8" Radius <b>Minimum Text Margin</b> 0.125"	1/4" Radius <b>Minimum Text Margin</b> 0.125"	3/8" Radius <b>Minimum Text Margin</b> 0.1875"	1/2" Radius <b>Minimum Text Margin</b> 0.1875"

## Drill Hole

We offer the following drill hole sizes:

					
1/8"	3/16"	1/4"	5/16"	3/8"	1/2"

When constructing your files, please add drill hole artwork at the desired size and location to all pages so drill hole doesn't impact any text or other must-see content.